# LUXURY HOTELS INTERNATIONAL OF CANADA, ULC
# Pay transparency report

## Employer details

| | |
|---|---|
| **Employer:** | LUXURY HOTELS INTERNATIONAL OF CANADA, ULC |
| **Address:** | 1500 ROYAL CENTRE, 1055 WEST GEORGIA STREET, VANCOUVER, BC |
| **Reporting Year:** | 2026 |
| **Time Period:** | January 1, 2025 - December 31, 2025 |
| **NAICS Code:** | 72 - Accommodation and food services |
| **Number of Employees:** | 1000 or more |

## Hourly pay

### Mean hourly pay gap[1]




In this organization women's average hourly wages are 6% less than men's. For every dollar men earn in average hourly wages, women earn 94 cents in average hourly wages. *

### Median hourly pay gap[2]




In this organization women's median hourly wages are 2% less than men's. For every dollar men earn in median hourly wages, women earn 98 cents in median hourly wages. *

**Explanatory notes**

1. "Mean hourly pay gap" refers to the differences in pay between gender groups calculated by average pay. Hourly pay does not include bonuses and overtime.
2. "Median hourly pay gap" refers to the differences in pay between gender groups calculated by the mid range of pay for each group. Hourly pay does not include bonuses and overtime.

# Overtime pay

### Mean overtime pay [3]

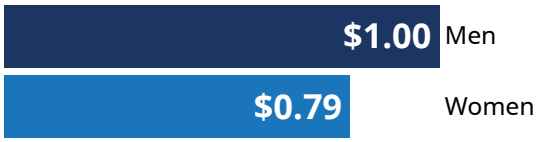


In this organization women's average overtime pay is 21% less than men's. For every dollar men earn in average overtime pay, women earn 79 cents in average overtime pay. *

### Median overtime pay [4]

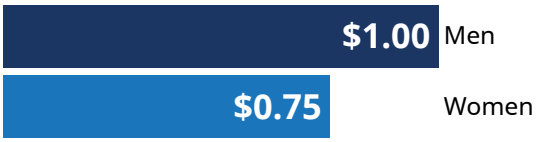


In this organization women's median overtime pay is 25% less than men's. For every dollar men earn in median overtime pay, women earn 75 cents in median overtime pay. *

---

### Mean overtime paid hours [5]

Difference as compared to reference group (Men)

| | |
|---|---|
| Women | -6 |

In this organization the average number of overtime hours worked by women was 6 less than by men. *

### Median overtime paid hours [6]

Difference as compared to reference group (Men)

| | |
|---|---|
| Women | -9 |

In this organization the median number of overtime hours worked by women was 9 less than by men. *

---

### Percentage of employees in each gender category receiving overtime pay

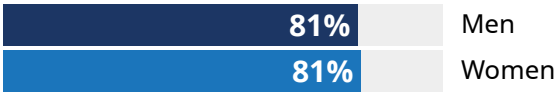


**Explanatory notes**

3. "Mean overtime pay" refers to overtime pay when averaged for each group.
4. "Median overtime pay" refers to the middle point of overtime pay for each group.
5. "Mean overtime paid hours" refers to the average number of hours of overtime worked for each group.
6. "Median overtime paid hours" refers to the middle point of number of overtime hours worked for each group.

# Bonus pay

### Mean bonus pay [7]




In this organization women's average bonus pay is 48% less than men's. For every dollar men earn in average bonus pay, women earn 52 cents in average bonus pay. *

### Median bonus pay [8]




In this organization women's median bonus pay is 62% less than men's. For every dollar men earn in median bonus pay, women earn 38 cents in median bonus pay. *

---

### Percentage of employees in each gender category receiving bonus pay

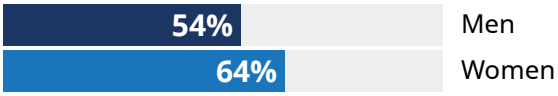


**Explanatory notes**

7. "Mean bonus pay" refers to bonus pay when averaged for each group.
8. "Median bonus pay" refers to the middle point of bonus pay for each group.

## Percentage of each gender in each pay quartile [9]

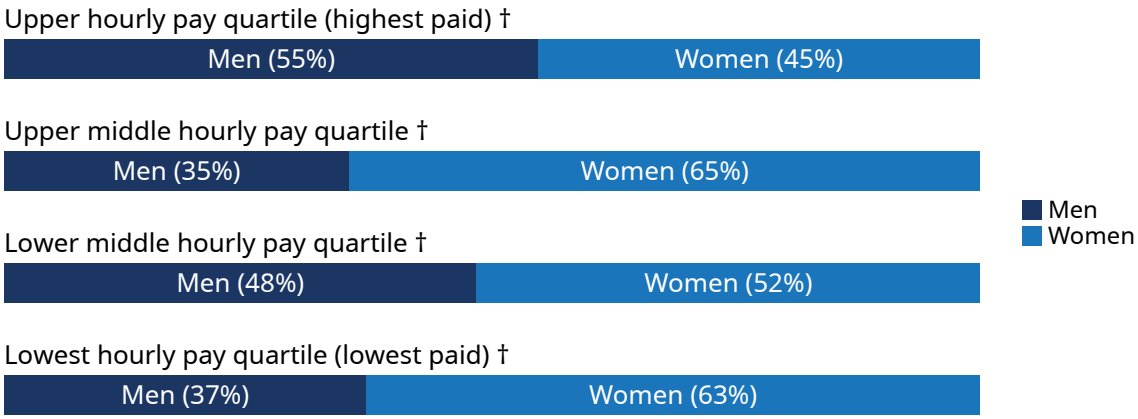


In this organization, women occupy 45% of the highest paid jobs and 63% of the lowest paid jobs.

† This pay quartile was reduced to suppress gender categories consisting of less than ten (10) employees.

**Explanatory notes**

9. "Pay quartile" refers to the percentage of each gender within four equal sized groups based on their hourly pay.

* In accordance with the Pay Transparency Act and reporting rules designed to protect the anonymity and privacy of respondents, one or more gender categories has been excluded due to insufficient numbers to meet disclosure requirements.